

Around Town

A Companion Quilt to the book:

I Love Precut Quilts!

By Tricia Maloney

C&T Publishing

Finished Quilt Size: 36" x 36"

SHOPPING LIST

1 focal print fat quarter


8 print Jelly Roll strips

8 white Jelly Roll strips

Binding -- 1/3 yard

Backing -- 44" x 44"

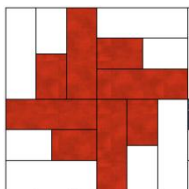
Batting -- 44" x 44"



MAKE BLOCKS

1. Refer to the Spritely Quilt instructions, pages 20-22, in the book, **I Love Precut Quilts!**


2. Make 8 blocks.



3. Cut a 12 1/2" x 12 1/2" square from the focal print fat quarter.

ASSEMBLY

4. Sew 3 blocks together. Make 2 rows.




5. Sew a block to each side of the focal print square. Make 1 row.



Around Town Instructions Continued

6. Sew rows together as shown.



7. Layer, quilt, and bind as desired.

Dear Quilter.....

I hope that you enjoy this companion quilt to my book, **I Love Precut Quilts!** Ask for it at your local quilt shop or visit www.orphanquilter.com, www.ctpub.com, www.amazon.com, or your favorite online shop to purchase a copy of the book for yourself.

Sew on!

Tricia Maloney